



Assessment & Research Accessing i-Ready at Home

On your computer:

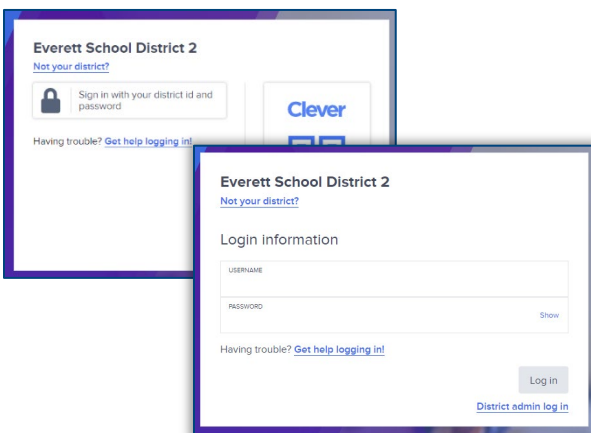
Navigate to www.everettsd.org, hover over **Students** and select **Student Tools**



Scroll down and select the i-Ready icon



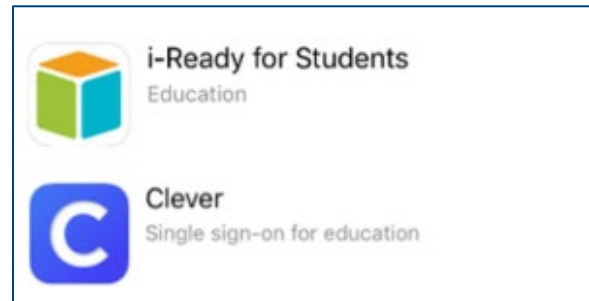
Log in to Clever with your student username and password.



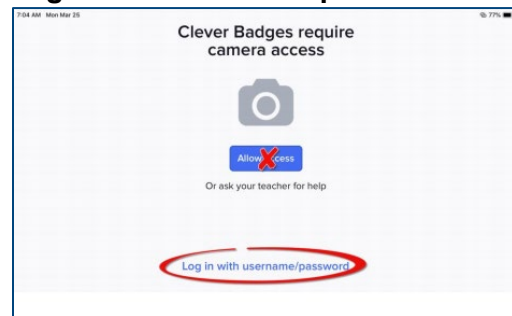
On your iPad

(not yet supported for iPhone or android):

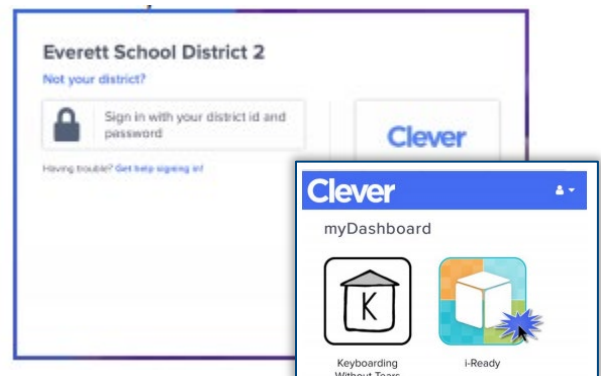
Download the [i-Ready for students](#) app and the [Clever app](#).



Click on the Clever app on your iPad and click **Log in with username/password**



You will be directed to a webpage to log in. Select your school name from the dropdown menu, then sign in using your Student Username and Password.



From the Clever dashboard, select the **i-Ready icon**. Follow the prompt to open in i-Ready.

It is important to make sure there are no system updates for your iPad, and no app updates for either Clever or i-Ready for the apps to function properly.

OS and browser requirements are listed in the following table:

Operating System	IE	Edge	Safari*	Firefox*	Chrome
Windows 7 SP1	Not Supported	N/A	N/A	66 or higher	74 or higher
Windows 10 1803 (April 2018 Update) or higher	Not Supported	17 or higher	N/A	66 or higher	74 or higher
MacOS X 10.11	N/A	N/A	12.1 or higher	66 or higher	74 or higher
MacOS 10.12–10.14	N/A	N/A	12.1 or higher	66 or higher	74 or higher
Google Chrome OS™	N/A	N/A	N/A	N/A	74 or higher